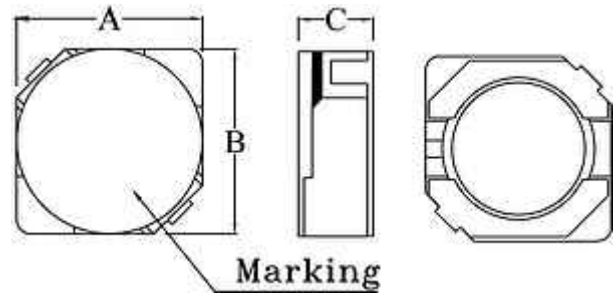



SMD Shielded Power Inductor – SPRD Series

SCHMID-M

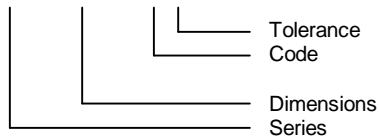


Features

- SPRD Series is superior to be high saturation for surface mounting
- Very thin and compact
- With large permissible DC current and low DC resistance
- Magnetic shielding surface mount inductor with high current rating

Ordering Information

SPRD 0315-4R7 M



Dimensions

Part No.	A	B	C
SPRD0315	3.8 ± 0.2	3.8 ± 0.2	1.8 Max.
SPRD0402	4.7 ± 0.3	4.7 ± 0.3	2.0 Max.
SPRD0403	4.7 ± 0.3	4.7 ± 0.3	3.0 Max.
SPRD0503	5.7 ± 0.3	5.7 ± 0.3	3.0 Max.
SPRD0603	6.7 ± 0.3	6.7 ± 0.3	3.0 Max.
SPRD0604	6.7 ± 0.3	6.7 ± 0.3	4.0 Max.

Package

SIZE	SPRD0315	SPRD0402	SPRD0403	SPRD0503	SPRD0603	SPRD0604
QTY/REEL	2000pcs.	2000pcs.	2000pcs.	2000pcs.	1000pcs.	1000pcs.



Code	L (μ H)	SPRD0315		SPRD0402		SPRD0403		SPRD0503		SPRD0603		SPRD0604			
		RDC Max. (Ω)	IDC Max. (A)	RDC Max. (Ω)	IDC Max. (A)	RDC Max. (Ω)	IDC Max. (A)	RDC Max. (Ω)	IDC Max. (A)	RDC Max. (Ω)	IDC Max. (A)	RDC Max. (Ω)	IDC Max. (A)		
1R0	1.0			0.045	1.72										
1R2	1.2					0.024	2.56								
1R8	1.8					0.028	2.20								
2R2	2.2			0.075	1.32	0.032	2.04								
2R5	2.5							0.018	2.60						
2R7	2.7			0.105	1.28	0.044	1.60								
3R0	3.0							0.024	2.40	0.024	3.00				
3R3	3.3	0.066	0.80	0.110	1.04	0.050	1.57					0.020	3.50		
3R9	3.9	0.081	0.75	0.155	0.88	0.065	1.44			0.027	2.60				
4R2	4.2							0.031	2.20						
4R7	4.7	0.091	0.68	0.162	0.84	0.072	1.32								
5R0	5.0									0.031	2.40	0.024	2.90		
5R3	5.3							0.038	1.90						
5R6	5.6	0.102	0.62	0.170	0.80	0.101	1.17								
6R0	6.0									0.035	2.25				
6R2	6.2							0.045	1.80			0.027	2.50		
6R8	6.8	0.130	0.58	0.200	0.76	0.109	1.12								
7R3	7.3									0.054	2.10				
7R4	7.4											0.031	2.30		
8R2	8.2	0.140	0.51	0.245	0.68	0.118	1.04	0.053	1.60						
8R6	8.6									0.058	1.85				
8R7	8.7											0.034	2.20		
100	10	0.190	0.46	0.200	0.61	0.129	1.00	0.065	1.30	0.065	1.70	0.038	2.00		
120	12	0.205	0.42	0.210	0.56	0.132	0.84	0.076	1.20	0.070	1.55	0.053	1.70		
150	15	0.272	0.38	0.240	0.50	0.149	0.76	0.103	1.10	0.084	1.40	0.057	1.60		
180	18	0.327	0.34	0.338	0.48	0.166	0.72	0.110	1.00	0.095	1.32	0.092	1.50		
220	22	0.356	0.31	0.397	0.41	0.235	0.70	0.122	0.90	0.128	1.20	0.096	1.30		
270	27	0.470	0.28	0.441	0.35	0.261	0.58	0.175	0.85	0.142	1.05	0.109	1.20		
330	33	0.560	0.26	0.694	0.32	0.378	0.56	0.189	0.75	0.165	0.97	0.124	1.10		
390	39	0.700	0.24	0.709	0.30	0.384	0.50	0.212	0.70	0.210	0.86	0.138	1.00		
470	47	0.775	0.21			0.587	0.48	0.260	0.62	0.238	0.80	0.155	0.95		
560	56					0.625	0.41	0.305	0.58	0.277	0.73	0.202	0.85		
680	68					0.699	0.35	0.355	0.52	0.304	0.65	0.234	0.75		
820	82							0.915	0.32	0.463	0.46	0.390	0.60	0.324	0.70
101	100							1.020	0.29	0.520	0.42	0.535	0.54	0.358	0.65
121	120							1.270	0.27						
151	150							1.350	0.24						
181	180							1.540	0.22						

Tolerance: M = $\pm 20\%$, M tolerance is standard.